

Signify Classified - Internal
Cooper Lighting Solutions Photometric Lab
1121 Highway 74 South
Peachtree City, GA 30269



Scaled data based on original data using
LM-79-08 Approved Method: Electrical and Photometric Measurements of Solid-
State Lighting Products

Test Report Prepared for
Cooper Lighting Solutions
(formerly Eaton)

Brand: McGRAW-EDISON

Report Number: P437260

Luminaire Tested: **ISC-SA1B-830-U-T3-HSS**

Issue Date: 12/9/2020

Test Information

Test Method: LM-79-08
Report Number: P437260
TEST IS SCALED FROM IESNA LM-79-08 TEST DATA (G3-2011-074-9)
Test Lab: INNOVATION CENTER
Issue Date: 12/9/2020
Manufacturer: COOPER LIGHTING SOLUTIONS (FORMERLY EATON)
Product Line: MCGRAW-EDISON
Catalog Number: ISC-SA1B-830-U-T3-HSS
Description: IMPACT ELITE LED CYLINDER LUMINAIRE
(1) 80 CRI, 3000K, 450mA LIGHTSQUARE WITH 16 LEDS AND TYPE III OPTICS
WITH HOUSE SIDE SHIELD
Light Source: -
Ballast/Driver: ELECTRONIC DRIVER

Summary

Lumens per Lamp: N/A
Luminaire Lumens: 2036 lumens
Efficiency: N/A
Efficacy: 80.2 lumens/watt
Luminous Opening: Rectangular (W 0.5' x L: 0.5' x H: 0')
IES Classification: Type III - Short
BUG Rating: B0 - U0 - G1

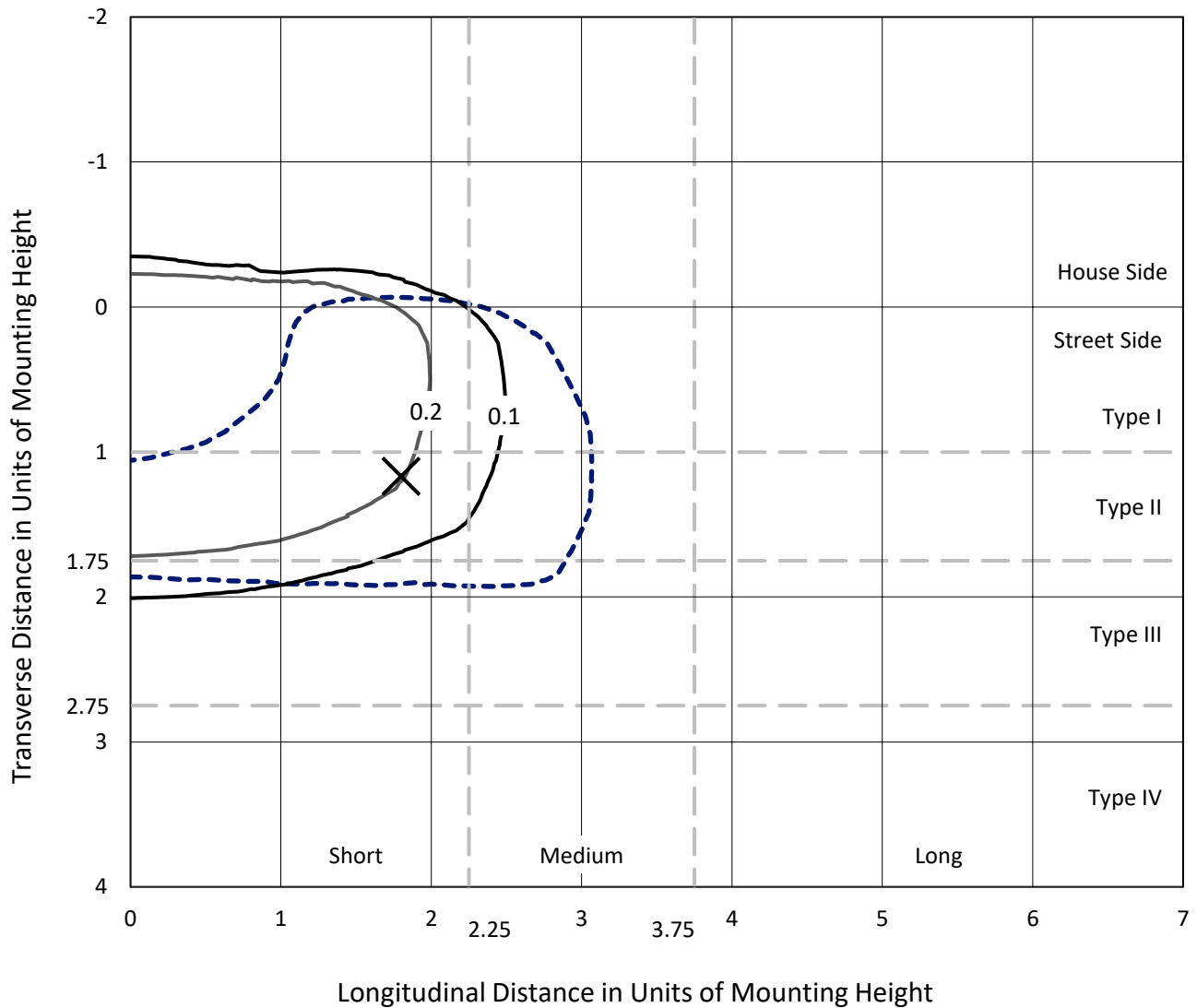
Input Watts (W): 25.4
Input Voltage (V): NR
Input Current (Ain): NR
Voltage Rise (V): NR
Power Factor: NR
Total Harmonic Distortion (THDi): NR
Frequency (hertz): 60
Stabilization Time: NR
Operation Time: NR
Ambient Temperature (°C): NR
Test Distance: 28.75 FT



REPORT NUMBER: P437260
 CATALOG NUMBER: ISC-SA1B-830-U-T3-HSS

Iso-Footcandle Lines of Horizontal Illumination

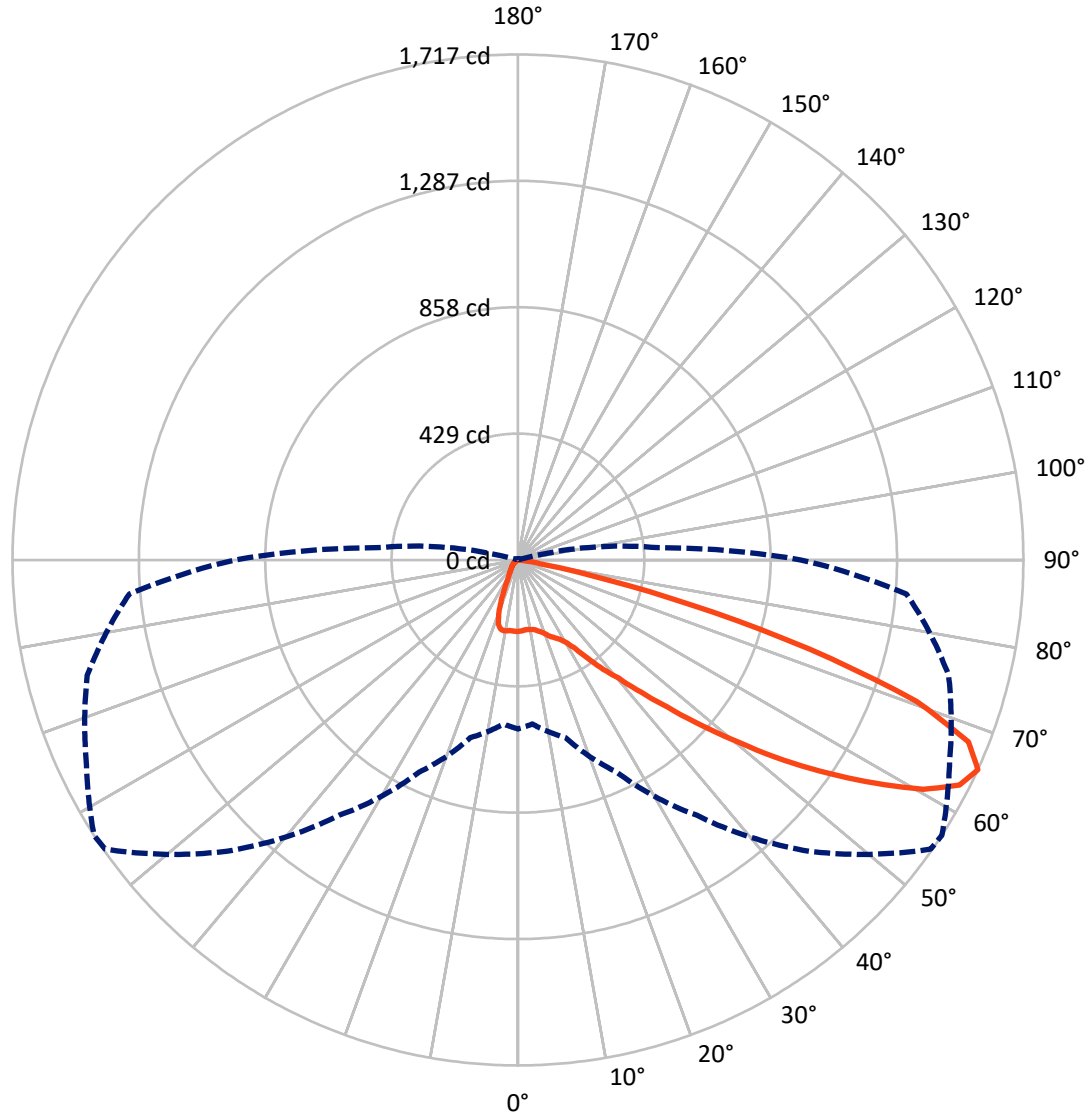
× Max cd
 - - - 1/2 Max cd



Based on 25 foot mounting height. Maximum calculated value = 0.5 fc
 Type III - Short - N/A

REPORT NUMBER: P437260
CATALOG NUMBER: ISC-SA1B-830-U-T3-HSS

Luminous Intensity Polar Plot



— Vertical Plane Through 57-Deg Lateral - - - Horizontal Cone Through 65-Deg Vertical

REPORT NUMBER: P437260
 CATALOG NUMBER: ISC-SA1B-830-U-T3-HSS

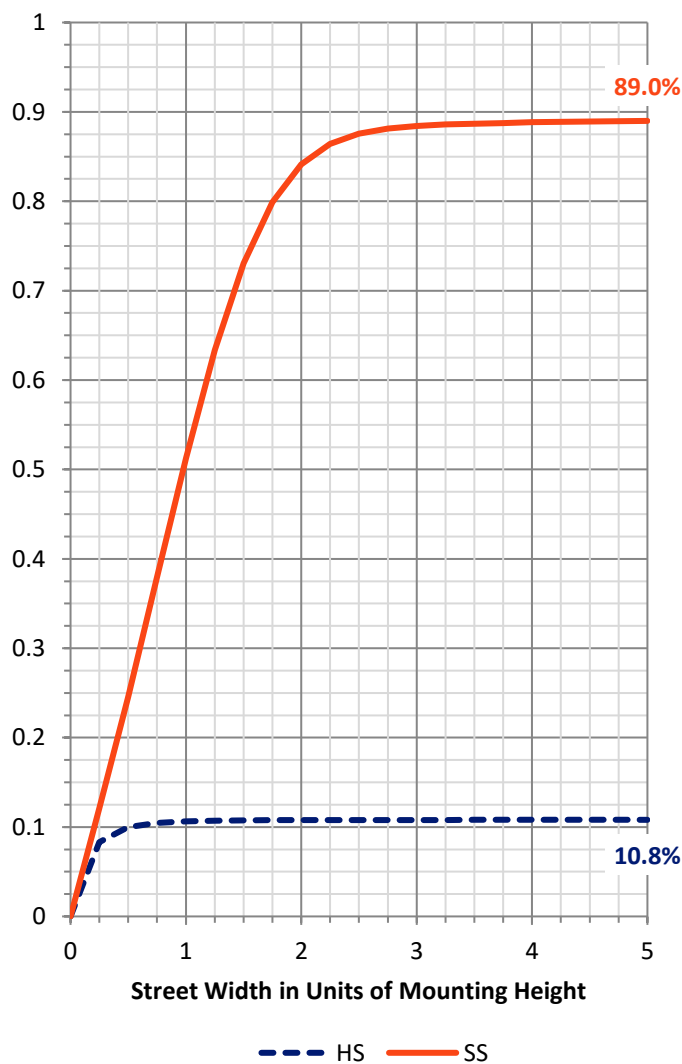
FLUX DISTRIBUTION:

		Downward	Upward	Total
House Side	Lumens	222.1	0.0	222.1
	% Fixture	10.9	0.0	10.9
Street Side	Lumens	1813.9	0.0	1813.9
	% Fixture	89.1	0.0	89.1
Total	Lumens	2036.0	0.0	2036.0
	% Fixture	100.0	0.0	100.0

ZONAL LUMENS:

Zone	Lumens	% Fixture
0°-10°	22.5	1.1
10°-20°	60.9	3.0
20°-30°	105.2	5.2
30°-40°	186.4	9.2
40°-50°	338.0	16.6
50°-60°	569.4	28.0
60°-70°	585.5	28.8
70°-80°	162.3	8.0
80°-90°	5.8	0.3
90°-100°	0.0	0.0
100°-110°	0.0	0.0
110°-120°	0.0	0.0
120°-130°	0.0	0.0
130°-140°	0.0	0.0
140°-150°	0.0	0.0
150°-160°	0.0	0.0
160°-170°	0.0	0.0
170°-180°	0.0	0.0
0°-90°	2036.0	100.0
0°-180°	2036.0	100.0

Coefficient of Utilization



REPORT NUMBER: P437260

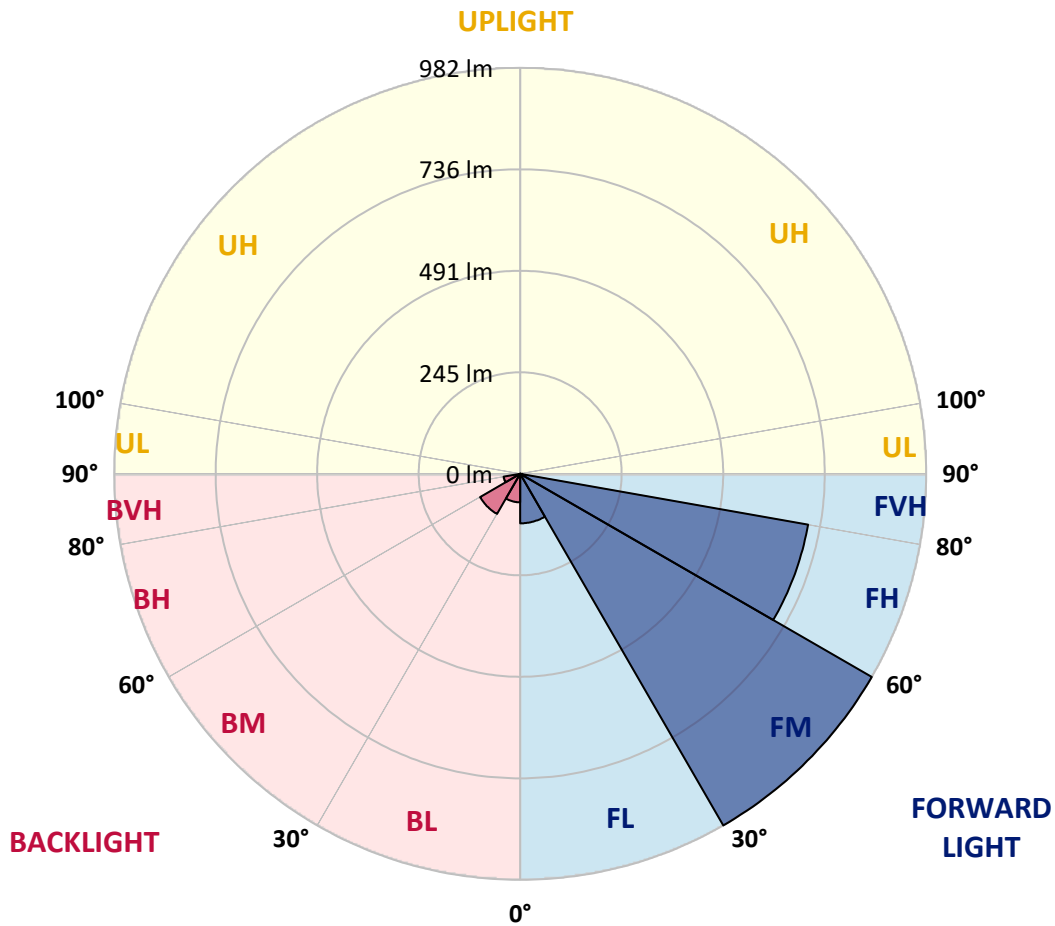
CATALOG NUMBER: ISC-SA1B-830-U-T3-HSS

LUMINAIRE CLASSIFICATION SYSTEM LUMEN TABLE AND BUG RATING:

Zone	Lumens	% Fixture	Zone Rating/Lumen Limit		
			B	U	G
FL (0°-30°)	119.7	5.9			
FM (30°-60°)	981.9	48.2			
FH (60°-80°)	707.0	34.7			G1/1800
FVH (80°-90°)	5.3	0.3			G0/10
BL (0°-30°)	69.0	3.4	B0/110		
BM (30°-60°)	112.0	5.5	B0/220		
BH (60°-80°)	40.7	2.0	B0/110		G0/110
BVH (80°-90°)	0.4	0.0			G0/10
UL (90°-100°)	0.0	0.0		U0/0	
UH (100°-180°)	0.0	0.0		U0/0	

BUG Rating: B0-U0-G1

Type III Short





REPORT NUMBER: P437260
 CATALOG NUMBER: ISC-SA1B-830-U-T3-HSS

CANDELA DISTRIBUTION (FULL):

	0°	5°	15°	25°	35°	45°	55°	57°	65°	75°	85°
0°	242.3	242.3	242.3	242.3	242.3	242.3	242.3	242.3	242.3	242.3	242.3
2.5°	235.3	235.3	237.3	238.3	238.3	239.3	240.3	241.3	241.3	241.3	243.2
5°	223.4	222.4	224.4	226.4	229.3	233.3	236.3	238.3	241.3	244.2	245.2
7.5°	212.5	212.5	214.5	217.4	223.4	229.3	235.3	238.3	243.2	249.2	251.2
10°	209.5	208.5	211.5	214.5	220.4	227.4	236.3	240.3	247.2	255.2	258.1
12.5°	207.5	207.5	208.5	213.5	219.4	228.4	239.3	242.3	253.2	262.1	269.1
15°	206.5	206.5	208.5	212.5	219.4	229.3	244.2	249.2	262.1	275.0	281.0
17.5°	214.5	213.5	212.5	214.5	221.4	232.3	252.2	257.1	273.0	288.9	295.9
20°	238.3	237.3	234.3	227.4	227.4	240.3	262.1	268.1	288.9	304.8	308.8
22.5°	283.0	285.9	275.0	257.1	244.2	250.2	275.0	282.0	305.8	322.7	322.7
25°	347.5	343.5	333.6	303.8	278.0	266.1	285.9	292.9	321.7	341.5	337.6
27.5°	415.0	416.0	402.1	368.3	326.6	294.9	297.9	305.8	338.6	361.4	352.5
30°	468.6	464.7	457.7	429.9	384.2	340.5	320.7	325.7	357.4	383.2	375.3
32.5°	516.3	514.3	505.4	481.5	440.8	394.2	358.4	359.4	384.2	416.0	406.1
35°	559.0	561.0	557.0	530.2	493.4	449.8	409.1	412.0	430.9	463.7	443.8
37.5°	612.6	612.6	605.6	580.8	553.0	509.3	470.6	471.6	481.5	508.3	483.5
40°	659.3	661.2	660.2	641.4	614.6	574.9	528.2	528.2	531.2	562.9	550.0
42.5°	722.8	725.8	724.8	706.9	686.1	657.3	617.6	614.6	612.6	652.3	638.4
45°	804.2	811.2	814.1	792.3	773.4	756.6	725.8	713.9	718.8	755.6	744.6
47.5°	881.7	889.6	903.5	892.6	883.6	883.6	841.9	840.0	832.0	874.7	844.9
50°	955.1	956.1	976.0	992.8	1019.7	1014.7	986.9	975.0	963.1	991.9	938.2
52.5°	996.8	1008.7	1034.5	1083.2	1141.8	1165.6	1136.8	1129.9	1106.0	1102.1	1028.6
55°	1035.5	1035.5	1076.2	1160.6	1259.9	1310.6	1286.7	1278.8	1231.1	1217.2	1121.9
57.5°	1048.4	1044.5	1099.1	1206.3	1355.2	1443.6	1448.6	1430.7	1364.2	1321.5	1217.2
60°	983.9	977.0	1034.5	1176.5	1381.1	1539.9	1593.5	1581.6	1479.3	1422.8	1317.5
62.5°	798.3	807.2	880.7	1034.5	1289.7	1530.0	1689.8	1682.9	1564.7	1491.3	1357.2
65°	573.9	559.0	624.5	795.3	1058.4	1398.9	1711.7	1716.6	1617.4	1514.1	1324.5
67.5°	321.7	307.8	362.4	492.5	752.6	1147.7	1622.3	1650.1	1579.6	1457.5	1183.5
70°	123.1	131.1	168.8	243.2	443.8	792.3	1395.9	1435.7	1385.0	1216.2	881.7
72.5°	43.7	49.6	69.5	108.2	205.5	426.9	976.0	1035.5	1020.6	844.9	504.4
75°	25.8	26.8	35.7	52.6	90.3	166.8	551.0	600.7	576.8	418.0	208.5
77.5°	17.9	17.9	22.8	31.8	51.6	66.5	215.4	244.2	251.2	150.9	61.6
80°	10.9	11.9	15.9	20.8	29.8	30.8	66.5	78.4	73.5	53.6	21.8
82.5°	5.0	5.0	8.9	13.9	14.9	12.9	20.8	22.8	26.8	23.8	9.9
85°	0.0	0.0	3.0	5.0	4.0	3.0	6.9	6.9	8.9	10.9	5.0
87.5°	0.0	0.0	0.0	0.0	1.0	1.0	1.0	1.0	1.0	2.0	1.0
90°	0.0	0.0	0.0	0.0	0.0	0.0	0.0	0.0	0.0	0.0	0.0



REPORT NUMBER: P437260
 CATALOG NUMBER: ISC-SA1B-830-U-T3-HSS

CANDELA DISTRIBUTION (continued):

	90°	95°	105°	115°	125°	135°	145°	155°	165°	175°	180°
0°	242.3	242.3	242.3	242.3	242.3	242.3	242.3	242.3	242.3	242.3	242.3
2.5°	243.2	244.2	243.2	242.3	242.3	241.3	241.3	241.3	241.3	241.3	241.3
5°	245.2	246.2	245.2	243.2	241.3	239.3	237.3	237.3	237.3	237.3	239.3
7.5°	251.2	251.2	249.2	245.2	240.3	238.3	234.3	233.3	231.3	230.3	231.3
10°	260.1	260.1	256.2	250.2	242.3	234.3	227.4	217.4	211.5	207.5	206.5
12.5°	269.1	268.1	263.1	255.2	242.3	224.4	201.5	176.7	161.8	150.9	148.9
15°	281.0	280.0	272.0	258.1	236.3	198.6	153.9	120.1	102.3	94.3	93.3
17.5°	293.9	291.9	281.0	260.1	217.4	149.9	101.3	78.4	71.5	69.5	69.5
20°	307.8	304.8	287.9	257.1	179.7	102.3	70.5	65.5	64.5	63.5	63.5
22.5°	318.7	313.7	292.9	242.3	134.0	70.5	62.5	61.6	60.6	59.6	59.6
25°	330.6	322.7	296.9	209.5	88.4	60.6	58.6	57.6	55.6	54.6	54.6
27.5°	344.5	332.6	302.8	164.8	61.6	54.6	52.6	51.6	48.6	46.7	46.7
30°	362.4	347.5	305.8	120.1	51.6	47.7	45.7	43.7	39.7	37.7	37.7
32.5°	391.2	378.3	299.8	80.4	46.7	42.7	39.7	35.7	31.8	29.8	28.8
35°	427.9	410.0	279.0	56.6	41.7	37.7	32.8	27.8	24.8	23.8	23.8
37.5°	468.6	444.8	247.2	45.7	37.7	32.8	27.8	22.8	19.9	18.9	18.9
40°	526.2	489.5	203.5	39.7	32.8	27.8	22.8	18.9	16.9	15.9	15.9
42.5°	601.7	546.1	153.9	36.7	29.8	23.8	18.9	15.9	13.9	12.9	12.9
45°	686.1	605.6	112.2	32.8	25.8	19.9	14.9	12.9	10.9	9.9	9.9
47.5°	770.5	648.3	77.4	29.8	21.8	16.9	12.9	9.9	7.9	7.9	6.9
50°	843.9	671.2	55.6	25.8	19.9	13.9	9.9	7.9	6.9	6.0	6.0
52.5°	908.5	681.1	42.7	22.8	16.9	11.9	7.9	6.9	6.0	6.0	6.0
55°	963.1	673.2	33.8	19.9	14.9	9.9	6.9	6.0	5.0	5.0	5.0
57.5°	1016.7	649.3	26.8	16.9	11.9	6.9	6.0	5.0	4.0	4.0	4.0
60°	1044.5	618.5	21.8	13.9	9.9	6.0	5.0	4.0	4.0	3.0	3.0
62.5°	1025.6	556.0	17.9	11.9	6.9	5.0	4.0	3.0	3.0	2.0	2.0
65°	962.1	476.6	13.9	8.9	5.0	4.0	3.0	3.0	2.0	1.0	1.0
67.5°	811.2	373.3	10.9	6.9	4.0	3.0	2.0	2.0	1.0	0.0	0.0
70°	579.8	246.2	8.9	5.0	3.0	3.0	2.0	1.0	0.0	0.0	0.0
72.5°	334.6	119.1	6.9	3.0	2.0	2.0	1.0	1.0	0.0	0.0	0.0
75°	125.1	41.7	6.0	3.0	2.0	1.0	1.0	1.0	0.0	0.0	0.0
77.5°	41.7	16.9	5.0	4.0	3.0	1.0	1.0	0.0	0.0	0.0	0.0
80°	12.9	7.9	2.0	2.0	2.0	2.0	1.0	0.0	0.0	0.0	0.0
82.5°	6.9	4.0	1.0	1.0	1.0	1.0	0.0	0.0	0.0	0.0	0.0
85°	3.0	2.0	1.0	1.0	1.0	0.0	0.0	0.0	0.0	0.0	0.0
87.5°	1.0	1.0	1.0	1.0	1.0	1.0	0.0	0.0	0.0	0.0	0.0
90°	0.0	0.0	0.0	0.0	0.0	0.0	0.0	0.0	0.0	0.0	0.0

Cooper Lighting Solutions Photometric Lab
1121 Highway 74 South
Peachtree City, GA 30269



LM-79-2019: Approved Method: Electrical and Photometric Measurements of Solid-State Lighting Products

Report Prepared for

Cooper Lighting Solutions

MCGRAW EDISON

Report Number: SP1-2408-195-9

Test Date: 08/07/2024

Luminaire Tested: GALN-SB1A-830-U-5WQ

Data in this report applies to families of products including GALN-SB1A-830-U-5WQ.

Test Information

Test Method: LM-79-2019
 Report Number: SP1-2408-195-9
 Test Lab: COOPER LIGHTING SOLUTIONS
 Photometer: SP1 - 76IN SPHERE
 Measurement Geometry: 4π
 Issue Date: 08/07/2024
 Manufacturer: COOPER LIGHTING SOLUTIONS
 Product Line: MCGRAW EDISON
 Catalog Number: **GALN-SB1A-830-U-5WQ**
 Description: GALLEON AREA AND ROADWAY LUMINAIRE. (1) 80 CRI, 3000K, 350MA HIGH DENSITY LIGHTSQUARE WITH 26 LEDS AND TYPE V WIDE OPTICS

Spectral Parameters

CCT (K): 3050
 CIE u': 0.2476
 CIE v': 0.5251
 Duv: 0.0034
 CIE x: 0.4383
 CIE y: 0.4131
 CIE z: 0.1487
 Peak Wavelength (nm): 603
 Dominant Wavelength (nm): 581
 Purity: 55.55201
 Rf: 81.5
 Rg: 99.2

CRI (Ra):	81.0		
R1:	79.6	R9:	7.1
R2:	85.6	R10:	67.0
R3:	92.0	R11:	82.7
R4:	82.6	R12:	63.2
R5:	78.9	R13:	80.3
R6:	81.7	R14:	95.0
R7:	85.2	R15:	71.7
R8:	62.0		



Test Conditions

Stabilization Time: 20M
 Operation Time: 1H 20M
 Sphere Temperature (°C): 24.2

REPORT NUMBER: SP1-2408-195-9

Measurement and Test Equipment			
Instrument	Identification Number	Calibration Date	Calibration Due Date
Photometer	IN0058	6/18/2024	12/18/2024
Power Meter	INXT2011004	2/8/2024	2/8/2025
AC Power Source	IN0063	10/24/2023	10/24/2024
DC Power Source	IN0208	10/24/2023	10/24/2024
Sphere Thermometer	IN0085	10/24/2023	10/24/2024
Room Thermometer	IN0046	10/24/2023	10/24/2024

REPORT NUMBER: SP1-2408-195-9

CIE 1931 Chromaticity Diagram



CIE 1931 Chromaticity Diagram with 2017 ANSI 7-Step and 4-Step Quadrangles



Point lies inside the ANSI 3000K 4-step quadrangle

REPORT NUMBER: SP1-2408-195-9

Photopic Flux vs. Wavelength



Photopic Lumens: NR

λ (nm)	Power W [^] /nm	Lumens (ϕ /nm)	λ (nm)	Power W [^] /nm	Lumens (ϕ /nm)	λ (nm)	Power W [^] /nm	Lumens (ϕ /nm)	λ (nm)	Power W [^] /nm	Lumens (ϕ /nm)	λ (nm)	Power W [^] /nm	Lumens (ϕ /nm)
360	0	NR	490	168	NR	620	940	NR	750	35	NR	880	1	NR
365	0	NR	495	233	NR	625	897	NR	755	30	NR	885	1	NR
370	0	NR	500	300	NR	630	847	NR	760	26	NR	890	1	NR
375	0	NR	505	372	NR	635	790	NR	765	22	NR	895	1	NR
380	0	NR	510	430	NR	640	730	NR	770	19	NR	900	1	NR
385	0	NR	515	483	NR	645	668	NR	775	16	NR	905	1	NR
390	0	NR	520	524	NR	650	605	NR	780	14	NR	910	0	NR
395	2	NR	525	555	NR	655	545	NR	785	12	NR	915	0	NR
400	4	NR	530	581	NR	660	485	NR	790	10	NR	920	0	NR
405	7	NR	535	604	NR	665	430	NR	795	9	NR	925	0	NR
410	17	NR	540	623	NR	670	378	NR	800	8	NR	930	0	NR
415	34	NR	545	645	NR	675	331	NR	805	7	NR	935	0	NR
420	68	NR	550	667	NR	680	290	NR	810	6	NR	940	0	NR
425	128	NR	555	693	NR	685	251	NR	815	5	NR	945	0	NR
430	214	NR	560	719	NR	690	218	NR	820	4	NR	950	0	NR
435	339	NR	565	754	NR	695	188	NR	825	4	NR	955	0	NR
440	507	NR	570	791	NR	700	162	NR	830	3	NR	960	0	NR
445	573	NR	575	830	NR	705	139	NR	835	3	NR	965	0	NR
450	356	NR	580	873	NR	710	119	NR	840	3	NR	970	0	NR
455	217	NR	585	913	NR	715	102	NR	845	2	NR	975	0	NR
460	168	NR	590	948	NR	720	88	NR	850	2	NR	980	0	NR
465	113	NR	595	974	NR	725	76	NR	855	2	NR	985	0	NR
470	85	NR	600	994	NR	730	65	NR	860	1	NR	990	0	NR
475	85	NR	605	998	NR	735	55	NR	865	1	NR	995	0	NR
480	94	NR	610	994	NR	740	47	NR	870	1	NR	1000	0	NR
485	120	NR	615	973	NR	745	41	NR	875	1	NR			

REPORT NUMBER: SP1-2408-195-9

Scotopic Flux vs. Wavelength



Scotopic Lumens: NR

S/P: 1.27

λ (nm)	Power W [^] /nm	Lumens (φ/nm)	λ (nm)	Power W [^] /nm	Lumens (φ/nm)	λ (nm)	Power W [^] /nm	Lumens (φ/nm)	λ (nm)	Power W [^] /nm	Lumens (φ/nm)	λ (nm)	Power W [^] /nm	Lumens (φ/nm)
360	0	NR	490	168	NR	620	940	NR	750	35	NR	880	1	NR
365	0	NR	495	233	NR	625	897	NR	755	30	NR	885	1	NR
370	0	NR	500	300	NR	630	847	NR	760	26	NR	890	1	NR
375	0	NR	505	372	NR	635	790	NR	765	22	NR	895	1	NR
380	0	NR	510	430	NR	640	730	NR	770	19	NR	900	1	NR
385	0	NR	515	483	NR	645	668	NR	775	16	NR	905	1	NR
390	0	NR	520	524	NR	650	605	NR	780	14	NR	910	0	NR
395	2	NR	525	555	NR	655	545	NR	785	12	NR	915	0	NR
400	4	NR	530	581	NR	660	485	NR	790	10	NR	920	0	NR
405	7	NR	535	604	NR	665	430	NR	795	9	NR	925	0	NR
410	17	NR	540	623	NR	670	378	NR	800	8	NR	930	0	NR
415	34	NR	545	645	NR	675	331	NR	805	7	NR	935	0	NR
420	68	NR	550	667	NR	680	290	NR	810	6	NR	940	0	NR
425	128	NR	555	693	NR	685	251	NR	815	5	NR	945	0	NR
430	214	NR	560	719	NR	690	218	NR	820	4	NR	950	0	NR
435	339	NR	565	754	NR	695	188	NR	825	4	NR	955	0	NR
440	507	NR	570	791	NR	700	162	NR	830	3	NR	960	0	NR
445	573	NR	575	830	NR	705	139	NR	835	3	NR	965	0	NR
450	356	NR	580	873	NR	710	119	NR	840	3	NR	970	0	NR
455	217	NR	585	913	NR	715	102	NR	845	2	NR	975	0	NR
460	168	NR	590	948	NR	720	88	NR	850	2	NR	980	0	NR
465	113	NR	595	974	NR	725	76	NR	855	2	NR	985	0	NR
470	85	NR	600	994	NR	730	65	NR	860	1	NR	990	0	NR
475	85	NR	605	998	NR	735	55	NR	865	1	NR	995	0	NR
480	94	NR	610	994	NR	740	47	NR	870	1	NR	1000	0	NR
485	120	NR	615	973	NR	745	41	NR	875	1	NR			

REPORT NUMBER: SP1-2408-195-9

Melanopic Flux vs. Wavelength



Melanopic Lumens: NR

M/P: 2.32

λ (nm)	Power W [^] /nm	Lumens (φ/nm)	λ (nm)	Power W [^] /nm	Lumens (φ/nm)	λ (nm)	Power W [^] /nm	Lumens (φ/nm)	λ (nm)	Power W [^] /nm	Lumens (φ/nm)	λ (nm)	Power W [^] /nm	Lumens (φ/nm)
360	0	NR	490	168	NR	620	940	NR	750	35	NR	880	1	NR
365	0	NR	495	233	NR	625	897	NR	755	30	NR	885	1	NR
370	0	NR	500	300	NR	630	847	NR	760	26	NR	890	1	NR
375	0	NR	505	372	NR	635	790	NR	765	22	NR	895	1	NR
380	0	NR	510	430	NR	640	730	NR	770	19	NR	900	1	NR
385	0	NR	515	483	NR	645	668	NR	775	16	NR	905	1	NR
390	0	NR	520	524	NR	650	605	NR	780	14	NR	910	0	NR
395	2	NR	525	555	NR	655	545	NR	785	12	NR	915	0	NR
400	4	NR	530	581	NR	660	485	NR	790	10	NR	920	0	NR
405	7	NR	535	604	NR	665	430	NR	795	9	NR	925	0	NR
410	17	NR	540	623	NR	670	378	NR	800	8	NR	930	0	NR
415	34	NR	545	645	NR	675	331	NR	805	7	NR	935	0	NR
420	68	NR	550	667	NR	680	290	NR	810	6	NR	940	0	NR
425	128	NR	555	693	NR	685	251	NR	815	5	NR	945	0	NR
430	214	NR	560	719	NR	690	218	NR	820	4	NR	950	0	NR
435	339	NR	565	754	NR	695	188	NR	825	4	NR	955	0	NR
440	507	NR	570	791	NR	700	162	NR	830	3	NR	960	0	NR
445	573	NR	575	830	NR	705	139	NR	835	3	NR	965	0	NR
450	356	NR	580	873	NR	710	119	NR	840	3	NR	970	0	NR
455	217	NR	585	913	NR	715	102	NR	845	2	NR	975	0	NR
460	168	NR	590	948	NR	720	88	NR	850	2	NR	980	0	NR
465	113	NR	595	974	NR	725	76	NR	855	2	NR	985	0	NR
470	85	NR	600	994	NR	730	65	NR	860	1	NR	990	0	NR
475	85	NR	605	998	NR	735	55	NR	865	1	NR	995	0	NR
480	94	NR	610	994	NR	740	47	NR	870	1	NR	1000	0	NR
485	120	NR	615	973	NR	745	41	NR	875	1	NR			

Summary

$R_f = 81.5$
 $R_g = 99.2$
 $CIE R_a = 81.0$
 $R_9 = 7.1$



Color Vector Graphics



Individual Sample Fidelity Index ($R_{f,i}$)

CES01 = 86	CES26 = 74	CES51 = 89	CES76 = 70
CES02 = 63	CES27 = 88	CES52 = 92	CES77 = 86
CES03 = 31	CES28 = 89	CES53 = 81	CES78 = 72
CES04 = 70	CES29 = 67	CES54 = 87	CES79 = 90
CES05 = 50	CES30 = 68	CES55 = 85	CES80 = 88
CES06 = 51	CES31 = 71	CES56 = 78	CES81 = 78
CES07 = 42	CES32 = 70	CES57 = 76	CES82 = 95
CES08 = 41	CES33 = 71	CES58 = 78	CES83 = 90
CES09 = 29	CES34 = 82	CES59 = 92	CES84 = 94
CES10 = 76	CES35 = 90	CES60 = 95	CES85 = 86
CES11 = 59	CES36 = 93	CES61 = 93	CES86 = 72
CES12 = 65	CES37 = 87	CES62 = 83	CES87 = 85
CES13 = 43	CES38 = 75	CES63 = 77	CES88 = 83
CES14 = 74	CES39 = 94	CES64 = 83	CES89 = 75
CES15 = 71	CES40 = 89	CES65 = 77	CES90 = 81
CES16 = 47	CES41 = 85	CES66 = 80	CES91 = 96
CES17 = 50	CES42 = 86	CES67 = 79	CES92 = 73
CES18 = 56	CES43 = 81	CES68 = 84	CES93 = 84
CES19 = 72	CES44 = 99	CES69 = 91	CES94 = 64
CES20 = 66	CES45 = 87	CES70 = 78	CES95 = 80
CES21 = 87	CES46 = 82	CES71 = 76	CES96 = 84
CES22 = 79	CES47 = 77	CES72 = 92	CES97 = 87
CES23 = 92	CES48 = 71	CES73 = 71	CES98 = 81
CES24 = 91	CES49 = 81	CES74 = 93	CES99 = 74
CES25 = 72	CES50 = 89	CES75 = 74	



Color Rendition by Hue-Angle Bin



Measure Comparisons



(END OF REPORT)